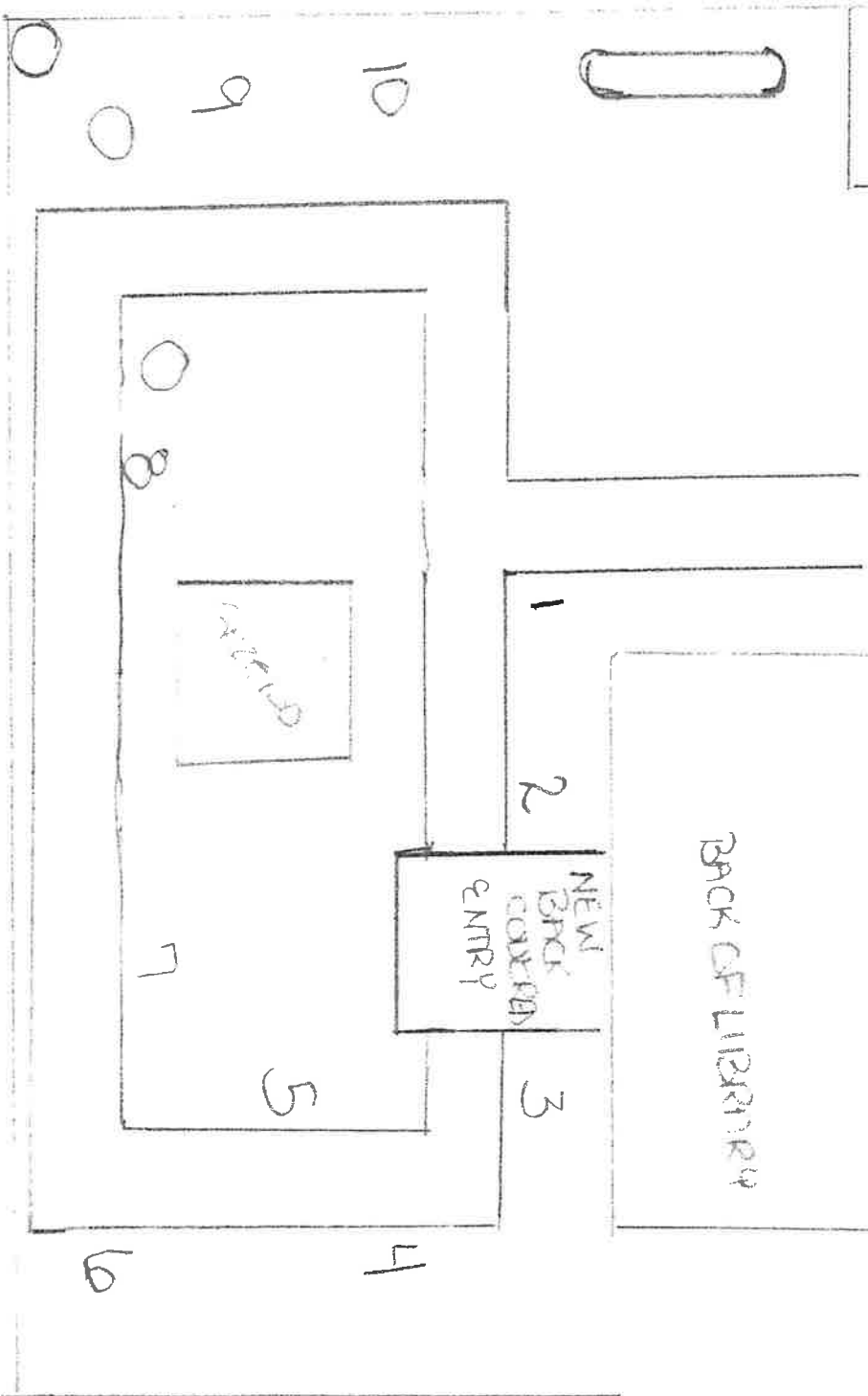


10 SPERQUAII-174 E 15
"TORTOISE" BRICKYARD
FRONTS

SHED



BACK OF LIBRARY


NEW!
BACK
CORNER
ENTRY

STORE

STORE'S
SHED

1.


Lakeshore
Kids of Idaho Love to Learn!





Dear Idaho Families,
 Every moment of every day is important for young children, and we know the first five years of a child's life set the foundation for all future learning. Because families are a child's most important teacher, Idaho has created this new children's book for YOU!

Kids of Idaho Love to Learn! features many fun activities that focus on literacy and the development of vocabulary—two aspects of learning that will help our young learners be more prepared to enter school.

I hope you will find this engaging book to be a fun way to share early learning experiences with your young child.

Respectfully,

 Governor Brad Little

We Go to School!
 (To the tune of "The Farmer in the Dell")

We go to school each day.
 Then we begin to play.
 Every day at school is fun.
 It's great in every way!

With blocks, we build so tall.
 We try to use them all.
 We make a giant building,
 And then we watch it fall!

We learn to read and write.
 We try with all our might!
 Teacher says we're doing well.
 Our parents say she's right!

That's all we have to say.
 Come visit us one day.
 Every day at school is fun.
 It's great in every way!



2.

Movement Fun

These story panels include fun movement activities designed to encourage physical development and the coordination of muscles (sensory integration). See if you can "act like an animal" with your child!



Inchworm Slide • Slide and squirm like an inchworm!




- 
 Lie on your stomach with your arms out in front of you.
- 
 Slide your knees underneath you, and then reach out your arms and lie flat again.
- 
 Stretch out as far as you can!

3.

Bear Crawl • Crawl and growl like a bear!



1



Get down on your hands and feet, and then raise your bottom high in the air. Lift your left hand and left foot at the same time and move them forward.

2



Now lift your right hand and right foot at the same time and move them forward.

3



Crawl like a bear as you go!

Leaping Frog • Leap like a frog!



1



Squat as low as you can, then puff out your cheeks.

2



Blow out the air as you jump as far as you can.

3



Make a "ribbit" sound like a frog.

4.

Fish Swish • Be sleek like a fish!



1



Place your arms together in front of you.

2



Dip your chin between your arms.

3



Pretend to swim like a fish as you swing your arms from side to side!

Butterfly Flutter • Flutter like a butterfly!



1



Stand with your arms at your sides.

2



Bend your elbows and raise your hands to your shoulders.

3



Slowly flex your arms like a butterfly!

5.

Search & Find

The following panels have fun search-and-find activities. Encourage your child to talk about each picture. What place does it show? What does your child see? Try to find the pictures shown under "Find Me." As an extension, play "Find Me" at home. Players can select an object in the room without telling others what it is, and then give each other clues describing the object until someone guesses it.

Find Me

- paintbrush
- box of crayons
- glue
- scissors
- pencil
- truck

What else can you find?

6.

Find Me

- bench
- kite
- slide
- baseball
- drinking fountain
- basketball

What else can you find?

7.



8.



9.



10.



